



Hiab XS 422

Range 246,000–297,000 ft-lbs



Product brochure



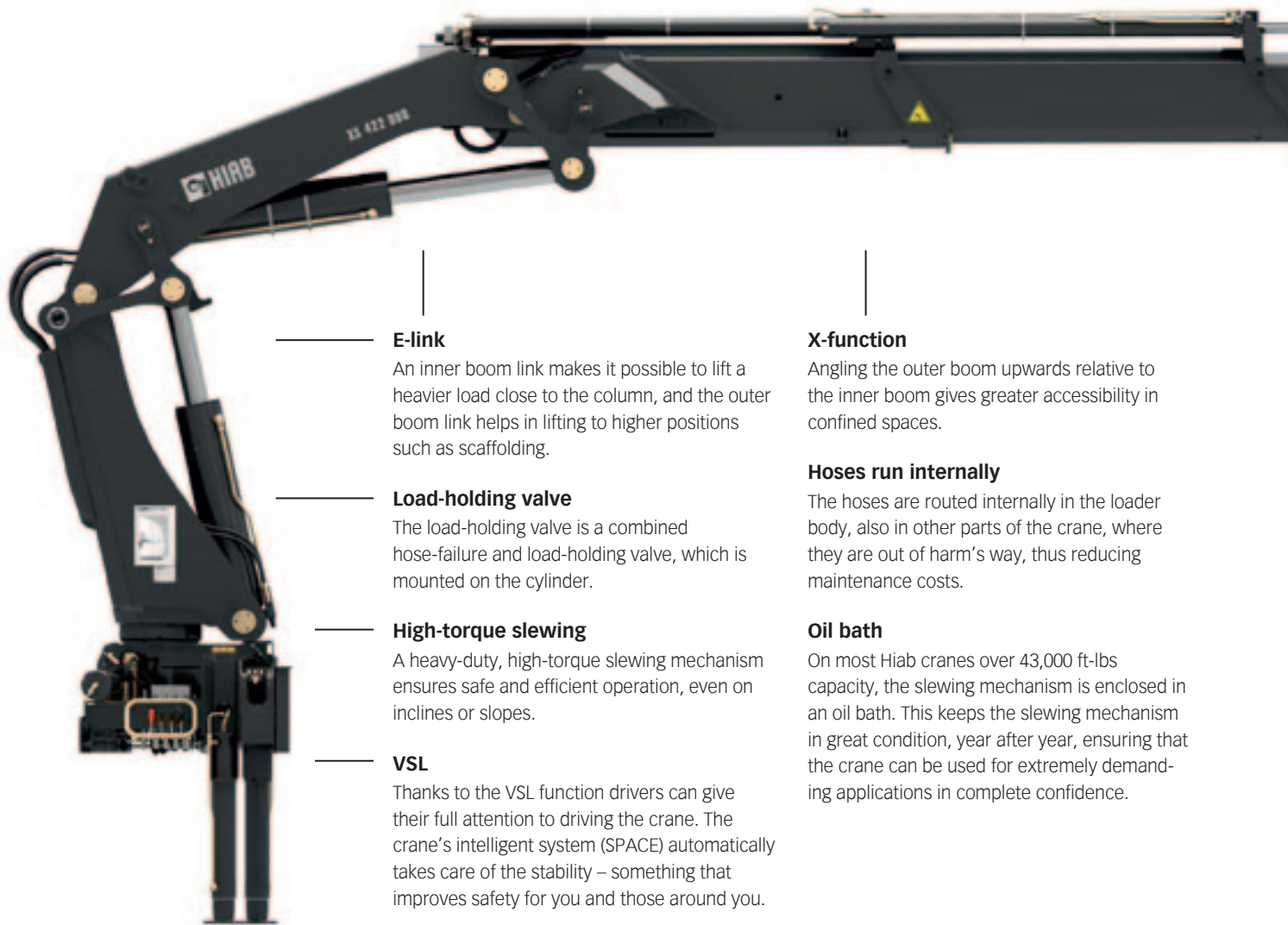
Reaching further



Hiab XS 422 Range 246,000–297,000 ft-lbs

The Hiab XS 422

The Hiab XS 422 offers the best performance in its class, balancing power and precision to deliver the greatest productivity. The crane uses the renowned E-link concept and offers up to 8 hydraulic extensions and close to 69 feet of hydraulic outreach. Thanks to its 21'4", 23'1½", and 26'3" stabilizer span options, this model achieves the best stability figures in any installation—regardless of the model version. The integrated versatility of the Hiab XS 422 provides the freedom needed to match its chosen application. The model is available with two different boom systems, suited to working either high up or far out. These are the regular all-round A-boom and P-boom systems, ideal for big and bulky loads at close quarters. The Hiab XS 422 can be delivered with the Duo, HiDuo, or HiPro control system.



E-link

An inner boom link makes it possible to lift a heavier load close to the column, and the outer boom link helps in lifting to higher positions such as scaffolding.

Load-holding valve

The load-holding valve is a combined hose-failure and load-holding valve, which is mounted on the cylinder.

High-torque slewing

A heavy-duty, high-torque slewing mechanism ensures safe and efficient operation, even on inclines or slopes.

VSL

Thanks to the VSL function drivers can give their full attention to driving the crane. The crane's intelligent system (SPACE) automatically takes care of the stability – something that improves safety for you and those around you.

X-function

Angling the outer boom upwards relative to the inner boom gives greater accessibility in confined spaces.

Hoses run internally

The hoses are routed internally in the loader body, also in other parts of the crane, where they are out of harm's way, thus reducing maintenance costs.

Oil bath

On most Hiab cranes over 43,000 ft-lbs capacity, the slewing mechanism is enclosed in an oil bath. This keeps the slewing mechanism in great condition, year after year, ensuring that the crane can be used for extremely demanding applications in complete confidence.

Flexible cylinder positioning

By fitting the extension cylinders as either top- or side-mounted, the space they occupy can be adapted to suit the intended use of the crane. Moreover, the boom system can be customized to fit the installation space available for the crane.

Hexagonal boom profile

The hexagonal profile ensures that the boom is always held in perfect balance, thanks to its shape and large support surface. The profile also minimizes boom deflection, thus reducing maintenance costs and increasing efficiency.

Side supports for stability

Side supports attached to each boom extension stabilize the boom laterally and minimize the play. Most Hiab crane models can be delivered with extension side supports.



JIC couplings

JIC couplings are standard on most Hiab cranes. They ensure easy and secure coupling, yet are very simple to disconnect for service.

Large slide pads

The hexagonal profile enables the use of larger slide pads. This makes the extensions move more smoothly and reduces mechanical wear on the boom.

Attachable tools

A wide range of attachable tools are available for your Hiab crane. These enable you to carry out many different tasks.

HiDuo control system

The HiDuo control system is based upon the Valve 80. HiDuo comes with the XSDrive remote control and the SPACE 4000 intelligence system. Apart from the benefits of remote crane operation, SPACE 4000 also provides Automatic Duty Control (ADC), and the Hiab unique Automatic Speed Control (ASC). The ASC function provides a continuous, ultra-smooth increase of capacity.

HiPro control system

HiPro is simply the most advanced control system on the knuckle boom crane market today, delivering unrivalled speed, precision and safety. This is achieved by combining the CombiDrive² remote control, SPACE 5000 intelligence, and Valve 91. Capacity is increased significantly by Automatic Speed Control (ASC). Pump Flow Distribution (PFD) maximizes productivity by ensuring super-smooth operation at all times.


Pump Flow Distribution (PFD)

Hiab cranes can handle the highest oil throughput in the market. But skilled crane drivers, able to operate several functions at the same time, want even more from their crane. And Hiab delivers, with PFD. In situations where the operator is working at the limits and using multiple functions simultaneously, even the largest pump may not be able to supply enough oil. This can result in the crane acting unpredictably, but not if your crane is equipped with PFD. This innovative system distributes the available oil in proportion to the operator's lever movements. All functions will continue to work just as expected, with no disturbances or surprises, even though you may require more oil flow than available. Once full oil flow is restored, it is full speed ahead once again.

PFD has proven extremely useful in practice. Even at an oil flow of 25 gallons/min, the system activates three times per load cycle during normal use. If you demand maximum convenience and productivity from your crane, you should settle for nothing less than a crane equipped with PFD.

Valve 80

The Hiab Valve 80 is a top-of-the-line open-center valve, based on a well-proven technique which gives superb reliability. The valve handles large oil flows and provides great precision and ease of operation.



Valve 91

The Hiab Valve 91 represents the pinnacle of valve technology, handling very large oil throughputs. It is a closed-center, pressure-compensated, load-sensing control valve, providing the operator with finger-tip feel when handling the crane.

XSDrive

The Hiab XSDrive has been ergonomically developed to relieve you of stress and strain in the hands, arms and back. The load indicators provide information for quick and correct actions when work is going on. There are also a lot of accessories that can be added in order to find the perfect control solution just for you.



CombiDrive²

With the Hiab CombiDrive² you can position yourself at the best possible location when operating the crane. It features 24 proportional and 12 on/off functions for controlling the crane, optional equipment and accessories – all with the same precision.



Intelligence systems

All electronic functions are managed by a SPACE system, which is computer devised to intelligently assist you in operating your crane. The SPACE electronics are housed in a 100% weather-proof casing and are extremely reliable and easy to use. On the front of the casing a number of indicators clearly show vital information to the operator. As an example, the pressure in the cylinders is displayed continuously. Observing these indicators proves very useful when positioning the booms for lifting loads at maximum capacity.

The SPACE intelligence system is available in different packages, each one with an increasing number of advanced and productive functions.

All SPACE-packages benefit from the highly advanced Over Load Protection (OLP) system. Productivity functions in the system are Automatic Duty Control (ADC), Automatic Speed Control (ASC) and Pump Flow Distribution (PFD). These functions can be used separately or in combination. A valuable feature for service personnel is that fault code indication and load cycle data is also stored in the system. This can be used for analysis and feedback to the customer as to how he or she uses the crane.

SPACE 4000 intelligence system

The SPACE 4000 system features Automatic Duty Control (ADC) and the Automatic Speed Control (ASC) function. The ASC function boosts capacity in a smooth, stepless motion and thus gives an edge in load handling and capacity that proves very valuable.

The SPACE 4000 is a part of the HiDuo control system.

SPACE 5000 intelligence system

The SPACE 5000 system features Automatic Duty Control (ADC) and the Automatic Speed Control (ASC) function. The latter function boosts capacity in a smooth, stepless motion. In addition, Pump Flow Distribution (PFD) ensures super-smooth operation at all times. The SPACE 5000 is a part of the HiPro control system.

A jib takes you there

Equipping your crane with a jib gives you yet another degree of freedom. Maneuvering your load to a roof top or into a narrow passage is not a problem with a jib.






Designed for maximum performance

The crane has an E-link solution which gives excellent lifting capabilities when handling heavy loads close to the column. In order to increase the lifting capacity even more, a P-boom can be specified as an option. The P-boom has up to five extensions, specially dimensioned to carry maximum load. On top of this, each extension is slightly longer, giving you an outreach that is greater than a conventional five extension boom.

E-link

An E-link system is a kind of lever connection between the column and the inner boom, as well as the inner and the outer boom. This is beneficial when lifting heavy loads straight up to high positions, such as on scaffolding.



Controlled extension and retraction sequence

A controlled sequence means that the extensions always move in the same order. Extending and retracting the extensions in a controlled sequence means that the total weight is lower, which is of most importance in a long boom system.



High boom warning

When the pressure is on and you need to get to the next job fast, mistakes can happen. For example, if a driver forgets to park the crane, the consequences could be serious. In these situations, you'll appreciate a safety function like high boom warning. The SPACE system continuously monitors the boom position. If the crane is left in its upright position, an indicator lamp in the cabin will alert the driver before driving away.



Power and intelligence

Operating your crane by remote control

One of the benefits of Hiab's remote control units is that the crane operator can be positioned at the best possible location when operating the crane. This leads to more efficient, comfortable work and also increases safety. A further spin-off effect is that you can be your own loading assistant, positioning yourself next to the load, or wherever the loading assistant should be standing. Tasks will be completed faster and at lower cost.

Design innovation – driven by you

Hiab is part of Cargotec, renowned throughout the world for innovation and engineering excellence. The quality and reliability of our cranes are without equal in the truck loader market. But there is another crucial factor in our global success. We have a philosophy of listening and responding to the needs of those who matter most – the people who own and operate our cranes. The design and development of every crane we manufacture is customer-driven. You'll see what we mean when you start using your Hiab loader crane.

Cargotec improves the efficiency of cargo flows by offering solutions for loading and unloading goods on land and at sea – wherever cargo is on the move. Cargotec's main daughter brands for cargo handling – Hiab, Kalmar, and MacGregor – are global market leaders in their fields. www.cargotec.com

