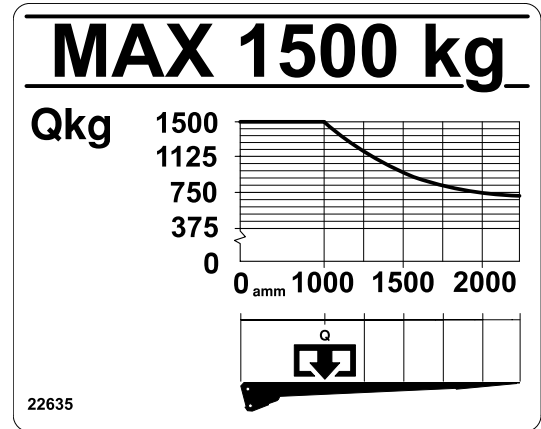


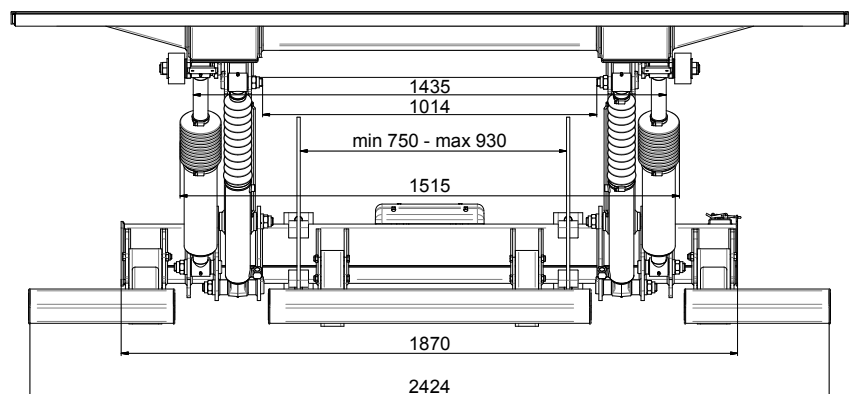
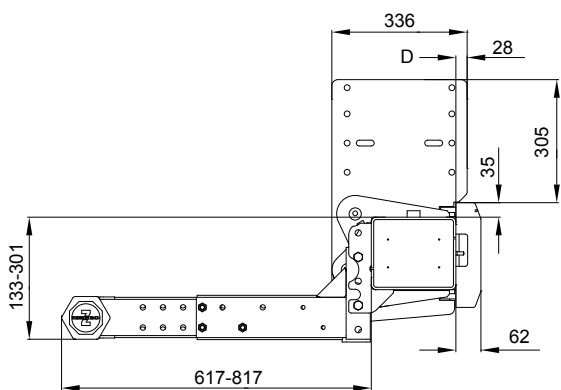
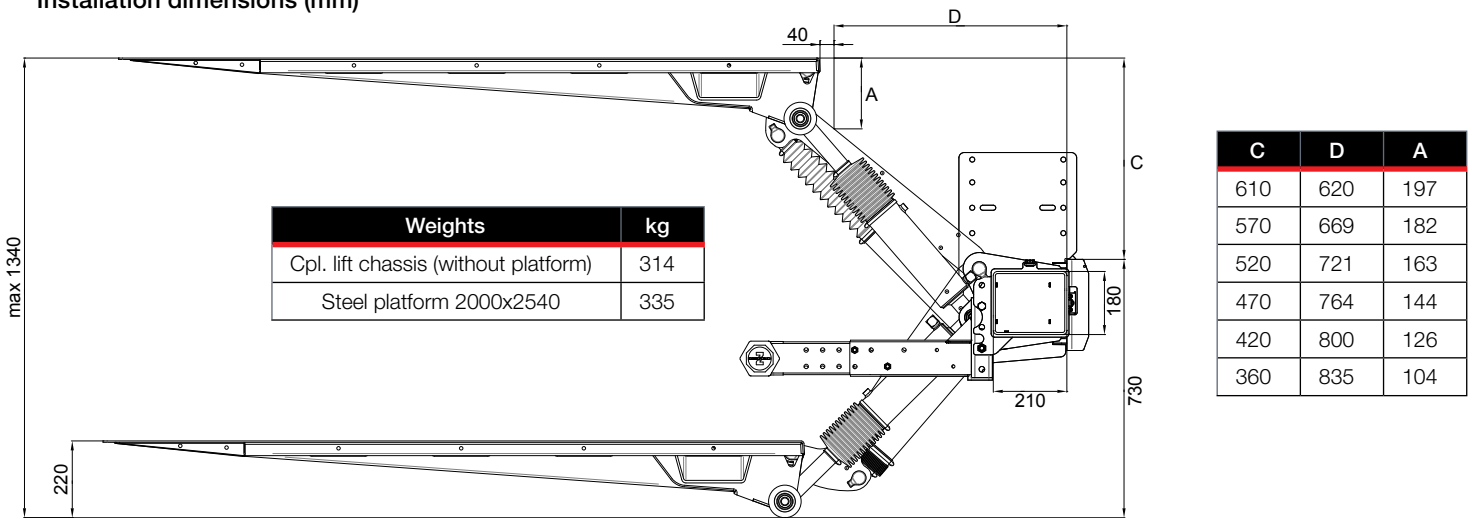
ZEPRO Z 1500-135

Loading diagram

(200 bar)		12 volt	24 volt
Pump - Motor unit		245 A	145 A
Magnet (hydraulic unit)		4,2 A	2,1 A
Magnet (electric safety valve)		1,5 A	0,75 A
Solenoid		1,8 A	0,9 A
Cable area:	Control cable	1,5 mm ²	1,5 mm ²
	Main cable 0-8 m	35 mm ²	35 mm ²
	Main cable 8-15 m	50 mm ²	35 mm ²
	Main cable >15 m	-	50 mm ²
Power source:	Min. capacity	180 Ah	170 Ah
	Min. voltage	9 volt	18 volt



Installation dimensions (mm)



2017-04-06

ZEPRO Sales

Tel.: +46 (0)150 489 550
 Fax: +46 (0)150 489 551, +46 (0)150 489 566
 E-mail: zepro@zepro.com | zepro.se

