



VCA Headquarters
1 The Eastgate Office Centre
Eastgate Road
Bristol, BS5 6XX
United Kingdom

Switchboard: +44 (0) 117 951 5151
Main Fax: +44 (0) 117 952 4103
Email: enquiries@vca.gov.uk
Web: www.vca.gov.uk

THE UNITED KINGDOM VEHICLE APPROVAL AUTHORITY

Rev 1/03



1/

COMMUNICATION CONCERNING^{2/} APPROVAL GRANTED/~~APPROVAL~~
~~EXTENDED/APPROVAL REFUSED/ APPROVAL WITHDRAWN/~~
~~PRODUCTION DEFINITELY DISCONTINUED~~ OF A TYPE OF REAR
UNDERRUN PROTECTIVE DEVICE (RUPD), PURSUANT TO
REGULATION NO 58.02

Approval No: 58R-0210269


Reason(s) for Extension: Not applicable

1. Trade name or mark of device: DEL Tailifts
2. Type of device: DL1500
3. Name and address of manufacturer:

DEL Equipment (United Kingdom) Limited
Building 1
Windrush Park Road
Windrush Industrial Park
Whitney
Oxfordshire
OX29 7HA
United Kingdom
4. If applicable, name and address of manufacturer's representative: Not applicable
5. Characteristics of the device (dimensions and its fixing elements)
Box section steel 100 x 100 x 3 mm with two vertical supports. See manufacturer's documentation for details
6. Test conducted on a rigid bench ~~/ on a vehicle / on a representative part of the chassis of a vehicle^{2/}~~
7. Position on the device of the points of application of the test forces:
P₁ - 250mm from centreline
P₂ - 500mm from centreline
P₃ - On centreline

An executive agency of the Department for Transport
Date June 2008 Issue 1



8. Maximum horizontal deflection observed during and after the application of the test forces in annex 5: 33mm (P₂)
9. Vehicles on which the device may be installed (if applicable): Not applicable
10. Maximum mass of vehicle on which the device may be installed: Not applicable (full loads met)
11. Device submitted for approval on: 26 January 2010
12. Technical service responsible for conducting approval tests: Vehicle Certification Agency
13. Date of report issued by that service: 26 January 2010
14. Number of report issued by that service: ESK214766f
15. Approval GRANTED ~~/REFUSED/EXTENDED/WITHDRAWN~~ in respect of the RUPD ^{2/}
16. Position of approval mark on the device: On front of underrun bar
17. Place: BRISTOL
18. Date: 26 JANUARY 2010
19. Signature: 
A W STENNING
Head of Technical and Quality Group
20. The following documents, bearing the approval number shown above, are available upon request:
 - Drawings, diagrams and layout plans of the components of the structure considered to be of importance for the purposes of this Regulation
 - Where applicable drawings of the protective devices and their position on the vehicle.

^{1/} Distinguishing number of the country which has granted/extended/refused/withdrawn approval (see approval provisions in the Regulation)

^{2/} Strike out what does not apply

**Information document relating to ECE type-approval as a component
with respect of a rear underrun protective device
(ECE Regulation 58.02)**

0. General

0.1. Make (trade name of manufacturer): DEL Tailifts

0.2. Type and general commercial description(s): DL1500

0.5. Name and address of manufacturer:

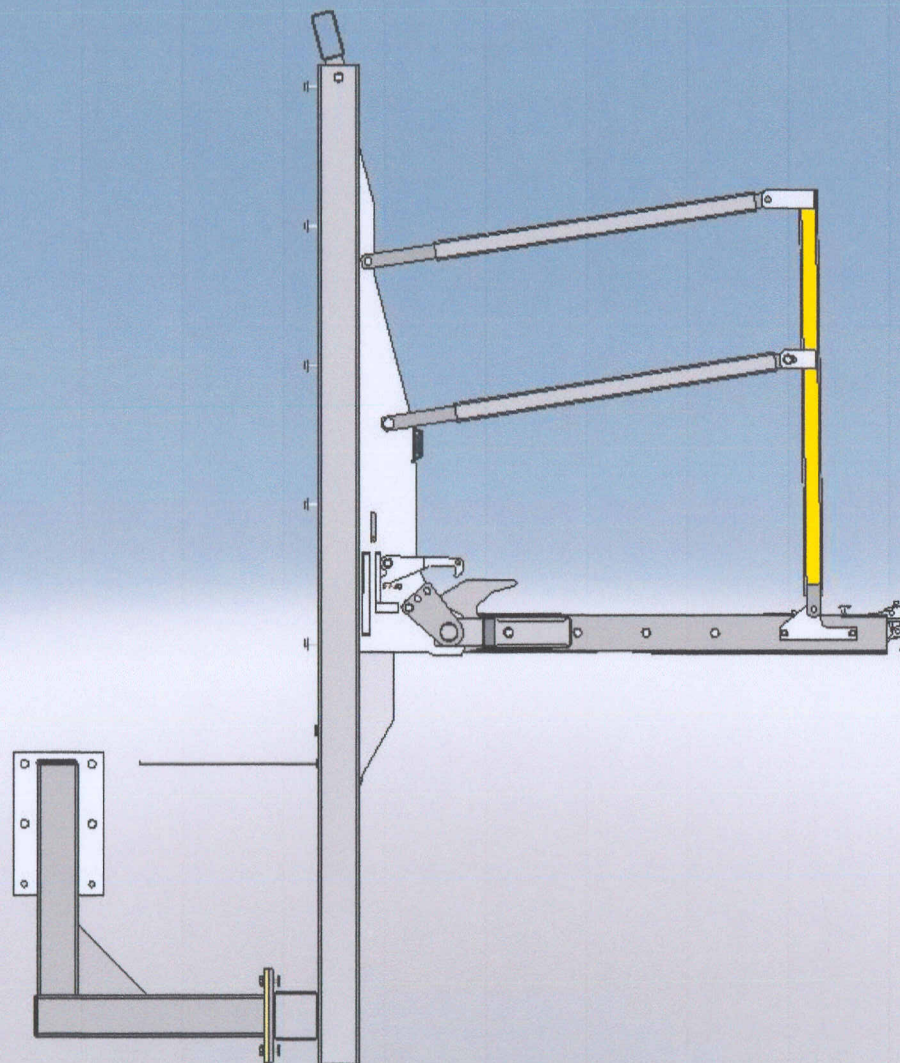
DEL Equipment (United Kingdom) Limited
Building 1,
Windrush Park Road,
Windrush Industrial Park,
Whitney,
Oxon. OX29 7HA
United Kingdom

0.7. In the case of components and separate technical units, location and method of affixing of the ECE approval mark: On front of underrun bar

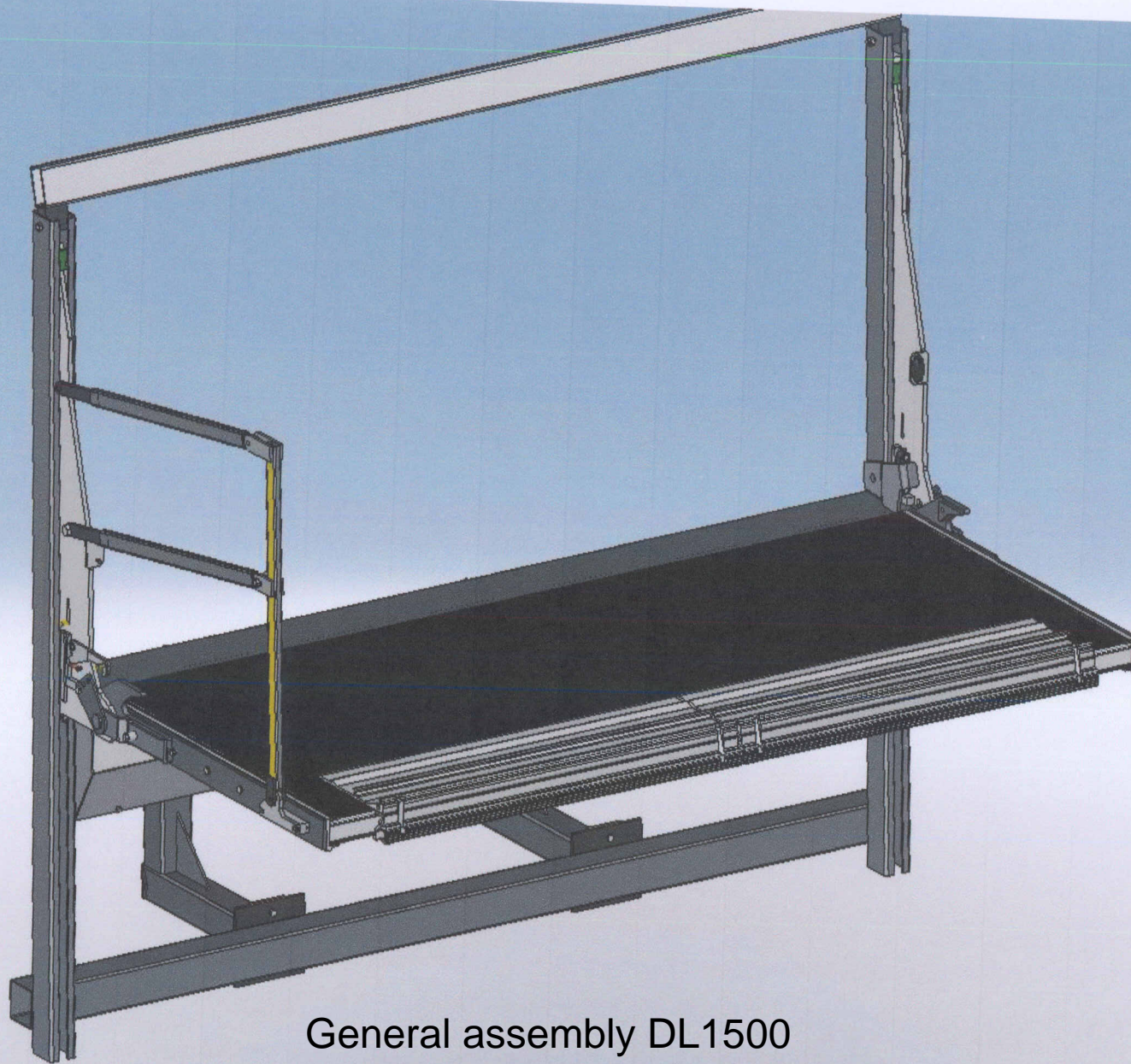
0.8. Address(es) of assembly plant(s): As 0.5 above

Full description and/or drawing of the rear underrun protection device (including mounting and fittings):
See Annex 1





General assembly DL1500



General assembly DL1500

2200 to 2599

DL1500
APPROVAL NO: 58R-0210269

FLOOR SUPPORT

50,8

50,8

363,6

500 to 810

BRACING TO SUIT 770 TO 970 CHASSIS

Box section
RUPD
100X100X3
steel (S275)



25-Jan-10

UK Approval Authority

8 7 6 5 4 3 2 1

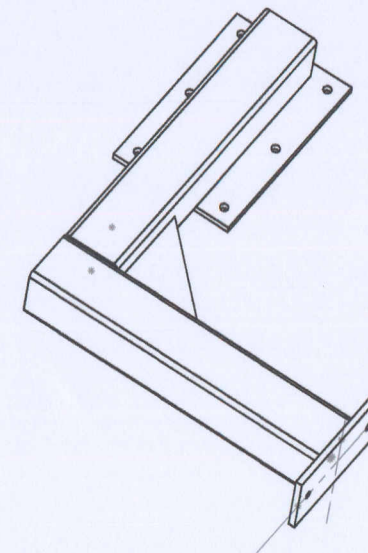
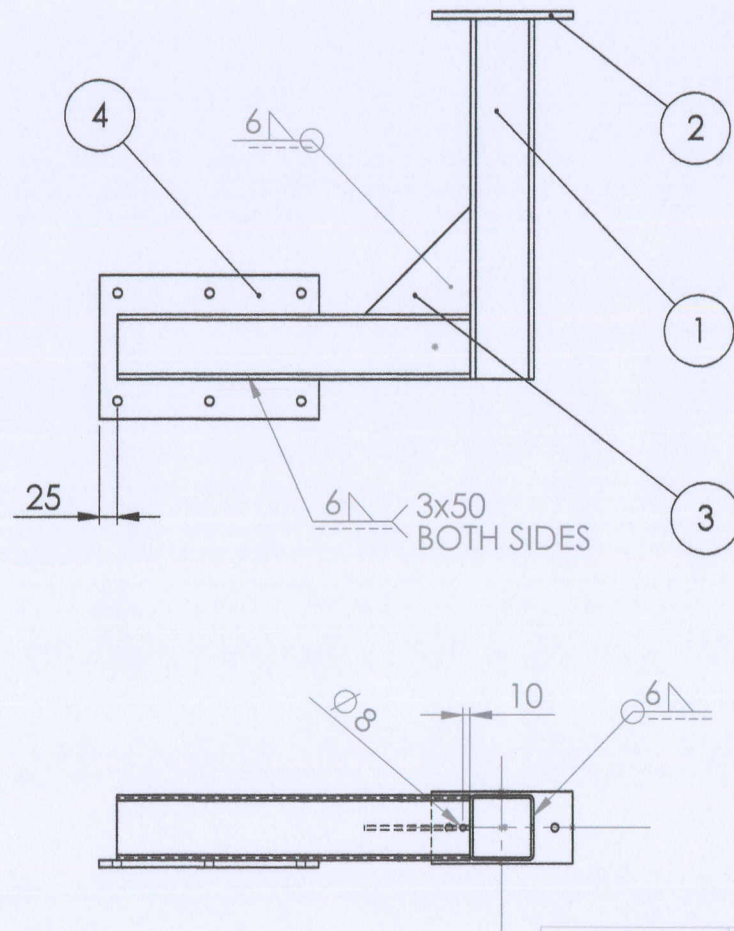
ITEM NO.	QTY.	PART NO.	DESCRIPTION
1	2	79548	BOX SECTION,90x90x3.6x500
2	1	77980	BRACE FLANGE,REAR-BRACE STRUT ASSY
3	1	77988	GUSSET,150x150x6
4	1	79511	VERTICAL BRACE FLANGE-BRACE ASSY,DL1500MK2

D

C

B

A



D

C

B

A

General Tolerance
 ± 1.5
Unless Otherwise Specified

Hole Tolerances	
Hole Size	Tolerance
3.00-10.00	+0.15 -0.00
10.00-16.00	+0.25 -0.00
>16.00	+0.40 -0.00

Material:
SEE B.O.M
Finish:
GALVANISED

The Information contained in this drawing is the sole property of DEL Equipment (U.K) Ltd. Any reproduction, in part or whole, without the written permission of DEL Equipment (U.K) Ltd. is prohibited.

SCALE

Dim's
mm

DWG. NO.

HF79509

DEL
TAILIFTS

DEL EQUIPMENT (UK) Ltd.
UNIT 2, AVENUE 3
STATION LANE, WITNEY
OXON, OX8 6BT
TEL: 01993 708811
FAX 01993 798787

A A

SHEET
1/1
SHEET SIZE
A2

VCA
25-Jan-10
UK Approval Authority

27/06/2003	SCG					A
27/02/2003	SCG	SCG		ORIGINAL ISSUE		A
Date	Modelled	Detailed	Approved	Description	Change	Issue
8			7			5

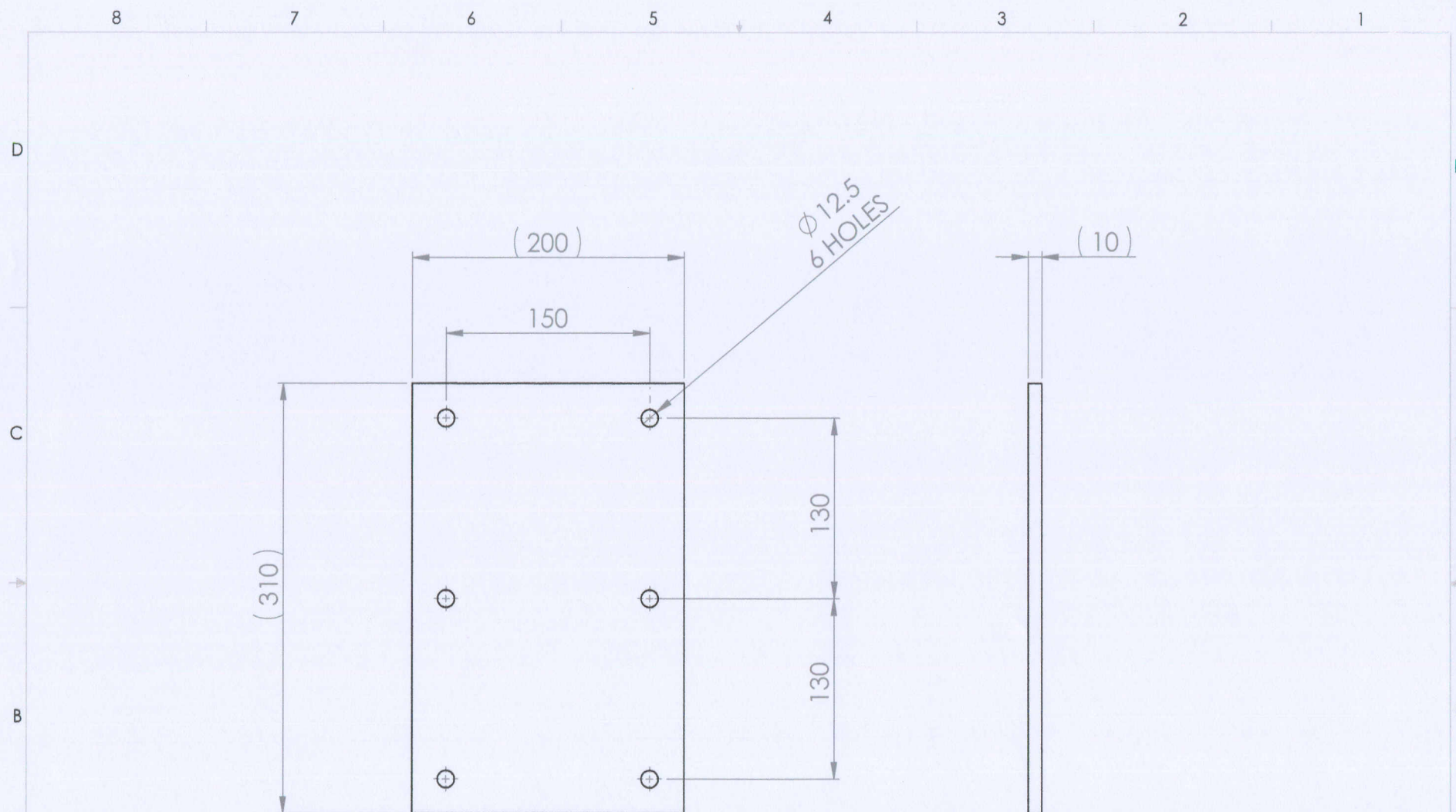
Made From:

Title:

BRACE ARM ASSY,RH-DL1500MK2

Used on:

2 1



General Tolerance
 ± 1.5
Unless Otherwise Specified

Hole Tolerances	
Hole Size	Tolerance
3.00-10.00	+0.15 -0.00
10.00-16.00	+0.25 -0.00
>16.00	+0.40 -0.00

Material:
SEE MADE FROM
Finish:
DEBURRED

The information contained in this drawing is the sole property of DEL Equipment (U.K.) Ltd. Any reproduction, in part or whole, without the written permission of DEL Equipment (U.K.) Ltd. is prohibited.

SCALE

Dim's
mm

DWG. NO.
79511_GENERIC

DEL
TALIFTS

DEL EQUIPMENT (UK) Ltd.
UNIT 2, AVENUE 3
STATION LANE, WITNEY
OXON, OX8 6BT
TEL: 01993 706811
FAX 01993 798787

Used on:

Title:
VERTICAL BRACE FLANGE-BRACE ASSY, DL1500MK2

A A

SHEET
1/1
SHEET SIZE
A?

VCA

25-Jan-10

UK Approval Authority

03/03/2003	SCG					A
27/02/2003	SCG	SCG		ORIGINAL ISSUE		A
Date	Modelled	Detailed	Approved	Description	Change	Issue

Made From:
79512